

# REPORT OF FEEDBACK ANALYSIS



**ACADEMIC YEAR: 2017-2018**

**BELTOLA COLLEGE**

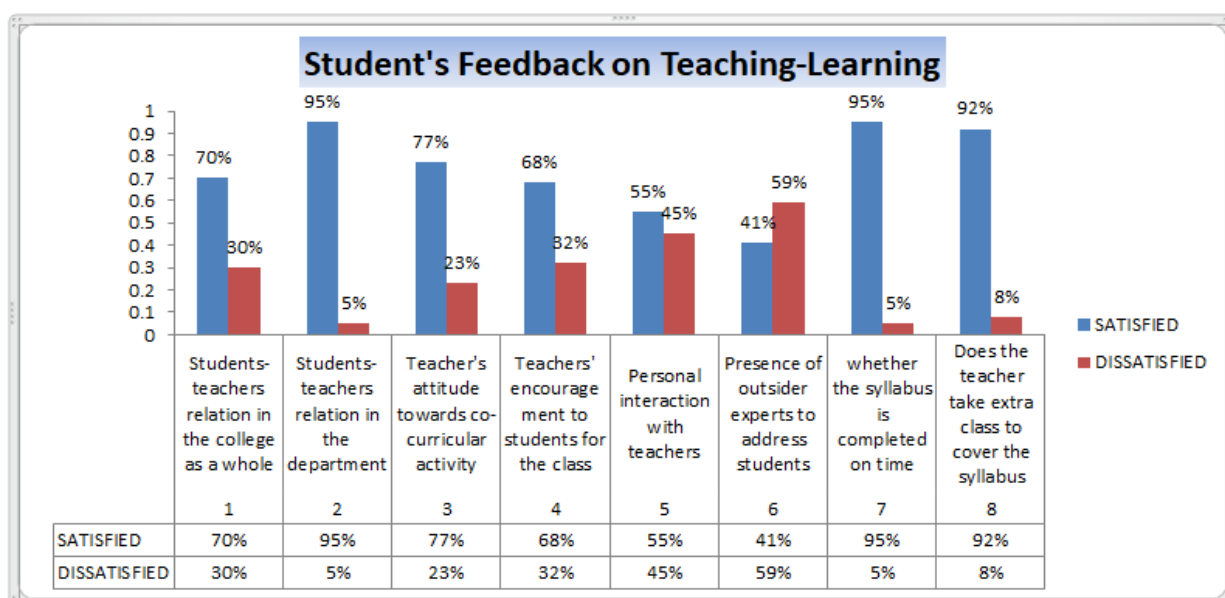
**GUWAHATI-28**

**INTRODUCTION:** Feedback is an essential element of the learning process. Our college collects the feedback on different aspects like students-teachers relations, teachers involvement in the process of teaching, facilities available for the students in the college, administrative activities etc. from the students. The feedback collected from the students has been analysed and taken to the consideration for the development of the college.

**STUDENT'S FEEDBACK:** The students' feedback on the above mentioned aspects at Beltola College is designed to get formative feedback from the students that can be used towards the improvement of the college. For the Academic year 2017-18, students' feedback sought from around 30 students. The analysis of students' feedback is presented as under:

**TABLE-1 :: STUDENT'S FEEDBACK ON TEACHING-LEARNING**

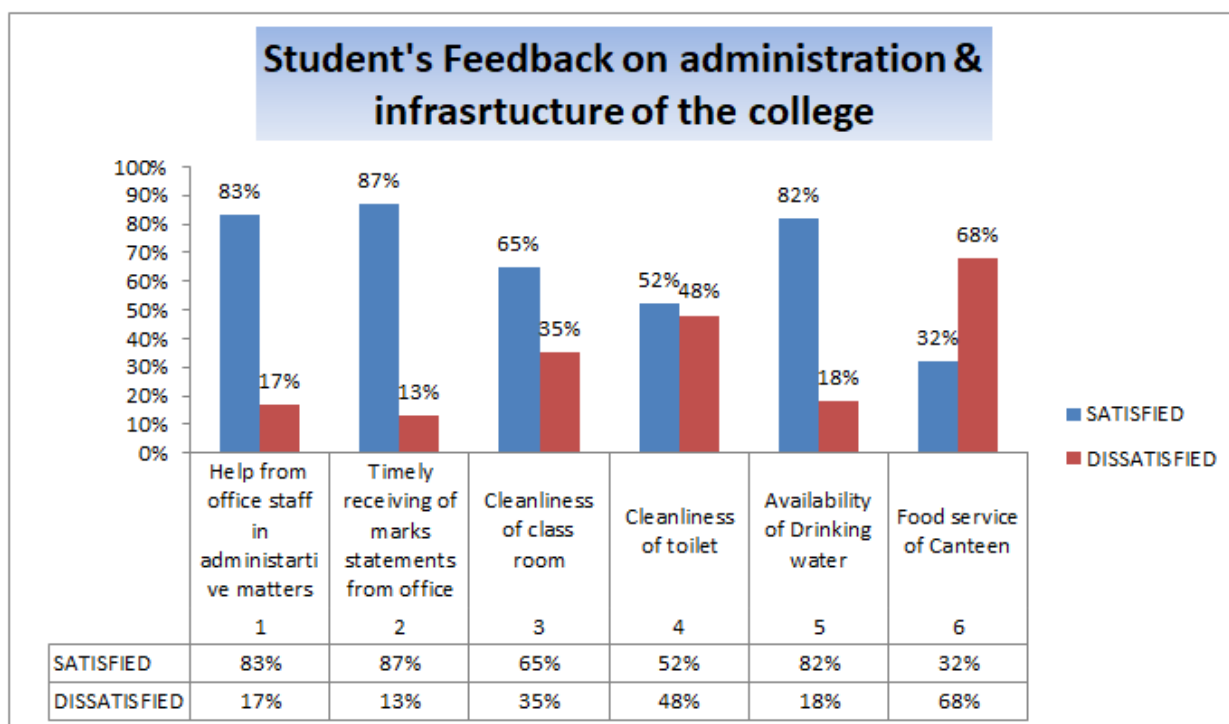
SL NO	PARAMETERS	SATISFIED	DISSATISFIED
1	Students-teachers relation in the college as a whole	70%	30%
2	Students-teachers relation in the department	95%	5%
3	Teacher's attitude towards co-curricular activity	77%	23%
4	Teachers' encouragement to students for the class	68%	32%
5	Personal interaction with teachers	55%	45%
6	Presence of outsider experts to address students	41%	59%
7	whether the syllabus is completed on time	95%	5%
8	Does the teacher take extra class to cover the syllabus	92%	8%



Almost 70% of students are satisfied with the teaching-learning of college. 30% of students are of the opinion that more diverse teaching-learning methods should be adopted. Head of the institution and head of the Departments are being informed accordingly.

**Table-2 :: Student's feedback on Administrative and infrastructure of the college**

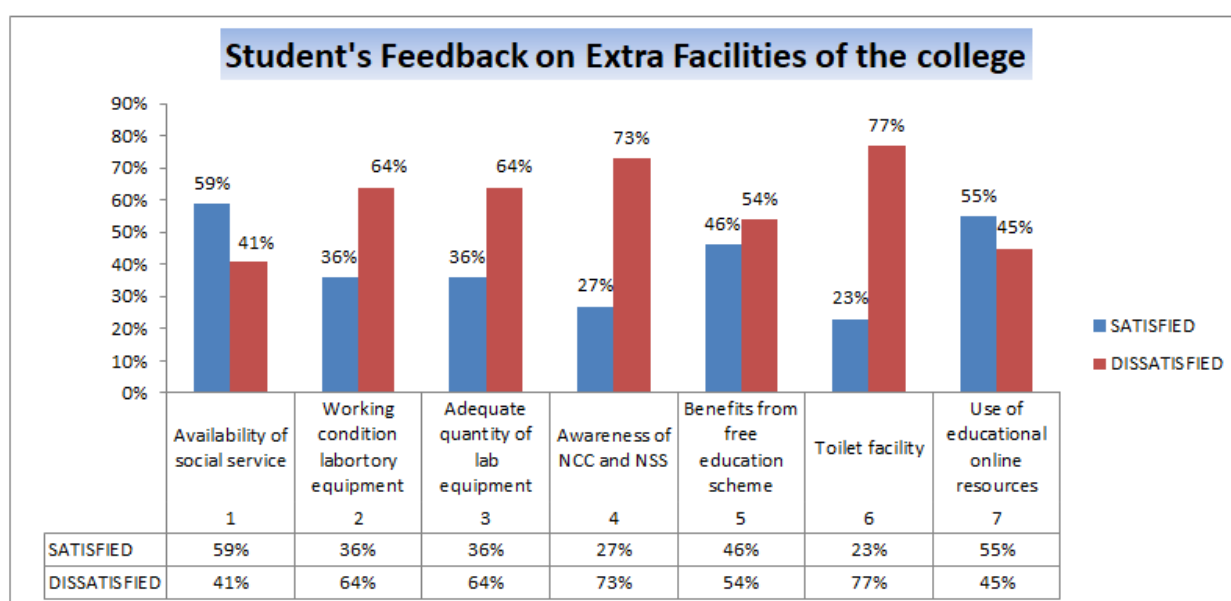
SL NO	PARAMETERS	SATISFIED	DISSATISFIED
1	Help from office staff in administrative matters	83%	17%
2	Timely receiving of marks statements from office	87%	13%
3	Cleanliness of class room	65%	35%
4	Cleanliness of toilet	52%	48%
5	Availability of Drinking water	82%	18%
6	Food service of Canteen	32%	68%



Almost 60% of the students are satisfied with the administrative activity and infrastructure facilities of the college. Rest 40% students are expecting development of infrastructure and improvement in handling grievances and resolving it timely. Institution head and administrator are being informed accordingly.

**Table-3 :: Student's feedback on other facilities of the college**

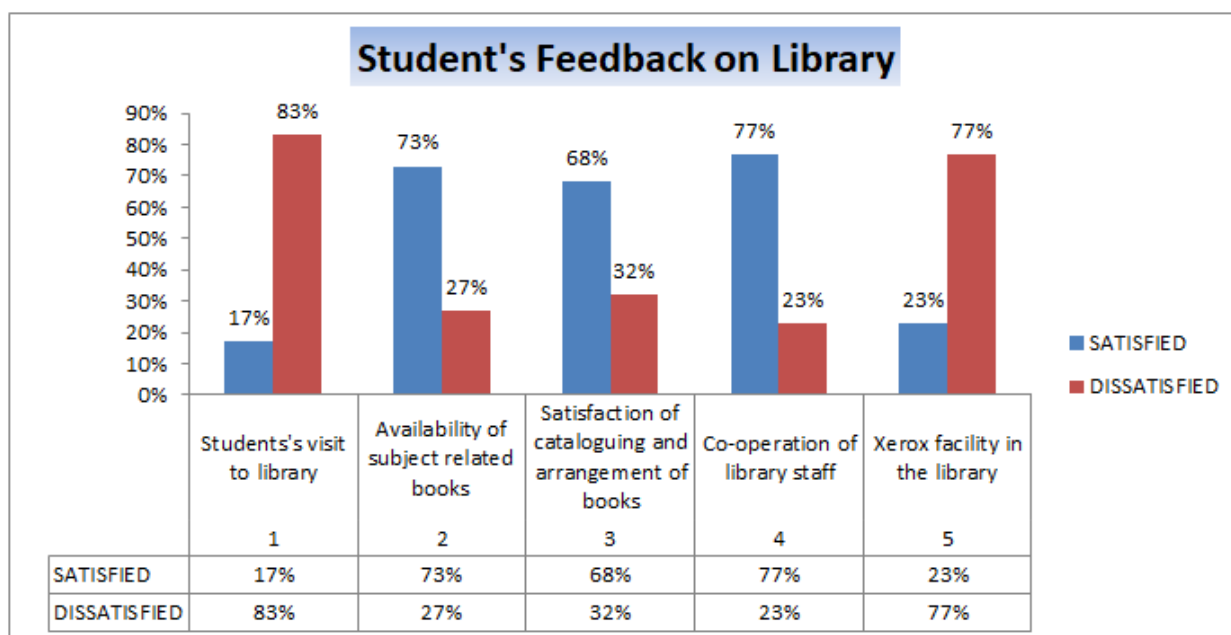
SL NO	PARAMETERS	SATISFIED	DISSATISFIED
1	Availability of social service	59%	41%
2	Working condition laboratory equipment	36%	64%
3	Adequate quantity of lab equipment	36%	64%
4	Awareness of NCC and NSS	27%	73%
5	Benefits from free education scheme	46%	54%
6	Toilet facility	23%	77%
7	Use of educational online resources	55%	45%



Almost 70% students found other facilities of the college to be very effective in enhancing team work, developing skill and constructive learning. 30% students are still expecting more facilities for their overall development.

**Table-4 :: Student's feedback on library**

SL NO	PARAMETERS	SATISFIED	DISSATISFIED
1	Student's visit to library	17%	83%
2	Availability of subject related books	73%	27%
3	Satisfaction of cataloguing and arrangement of books	68%	32%
4	Co-operation of library staff	77%	23%
5	Xerox facility in the library	23%	77%



Almost 55% students are satisfied with the library services being offered by the college. Rest 45% students are still expecting better services. Beltola College Librarian is being informed accordingly.

-----